







Occupancy and revenue per market (_HR01000)			IHG Test Hotel Atlanta							© 2000-2014 Brilliant Hotelsoftware				
Date	01/01/2013	- 23/12/2013	Show zero values		.F.					10,02  132				
Product group	0	- 9	Per date		.T.					Brilliant PMpro				
Userid	_SYSTEM_	Printed	04/02/2014	10:41:18	Page					1				
Date	Description	Rms.	Pax	Day rms.	Day pax	Arr.rms.	Arr.pax	Dep.rms	Dep.pax	Rev. Room	Rev. Other	Rev.gross	VAT	Rev.net
<i>Hotel rooms</i>														
08/04/2013	CON Conference	1	1	0	0	1	1	0	0	177,00	113,85	290,85	47,00	243,85
09/04/2013	COM Complimentary	0	0	1	1	1	1	1	1	200,00	0,00	200,00	33,33	166,67
09/04/2013	CON Conference	0	0	0	0	0	0	1	1	0,00	0,00	0,00	0,00	0,00
09/04/2013	D Market D	1	1	0	0	0	0	0	0	435,00	16,75	451,75	73,33	378,42
10/04/2013	COR Corporate	1	1	0	0	1	1	0	0	257,00	15,00	272,00	50,57	221,43
10/04/2013	D Market D	1	1	0	0	0	0	0	0	0,00	11,75	11,75	0,00	11,75
10/04/2013	LNR Corp LNR	1	1	0	0	1	1	0	0	90,00	15,00	105,00	17,50	87,50
11/04/2013	COM Complimentary	1	1	0	0	1	1	0	0	1190,00	10,00	1200,00	200,00	1000,00
11/04/2013	COR Corporate	1	1	0	0	0	0	0	0	351,00	29,70	380,70	67,07	313,63
11/04/2013	D Market D	1	1	0	0	0	0	0	0	235,00	16,75	251,75	40,00	211,75
11/04/2013	LNR Corp LNR	1	1	0	0	0	0	0	0	90,00	15,00	105,00	20,50	84,50
12/04/2013	COM Complimentary	2	2	0	0	1	1	0	0	2380,00	20,00	2400,00	400,00	2000,00
12/04/2013	CON Conference	1	1	0	0	1	1	0	0	145,00	15,00	160,00	31,50	128,50
12/04/2013	COR Corporate	1	1	0	0	0	0	0	0	157,00	15,00	172,00	33,90	138,10
12/04/2013	D Market D	1	1	0	0	0	0	0	0	235,00	16,75	251,75	40,00	211,75
12/04/2013	LNR Corp LNR	1	1	0	0	0	0	0	0	90,00	15,00	105,00	20,50	84,50
13/04/2013	COM Complimentary	2	2	0	0	0	0	0	0	2380,00	20,00	2400,00	400,00	2000,00
13/04/2013	CON Conference	1	1	0	0	0	0	0	0	145,00	15,00	160,00	31,50	128,50
13/04/2013	COR Corporate	1	1	0	0	0	0	0	0	157,00	15,00	172,00	33,90	138,10
13/04/2013	D Market D	1	1	0	0	0	0	0	0	235,00	16,75	251,75	40,00	211,75
13/04/2013	LNR Corp LNR	1	1	0	0	0	0	0	0	90,00	15,00	105,00	20,50	84,50
14/04/2013	COM Complimentary	2	2	0	0	0	0	0	0	2380,00	20,00	2400,00	400,00	2000,00
14/04/2013	CON Conference	1	1	0	0	0	0	0	0	145,00	15,00	160,00	31,50	128,50
14/04/2013	COR Corporate	1	1	0	0	0	0	0	0	157,00	15,00	172,00	33,90	138,10
14/04/2013	D Market D	1	1	0	0	0	0	0	0	235,00	16,75	251,75	40,00	211,75
14/04/2013	LNR Corp LNR	1	1	0	0	0	0	0	0	90,00	15,00	105,00	20,50	84,50
15/04/2013	COM Complimentary	2	2	0	0	0	0	0	0	2380,00	20,00	2400,00	400,00	2000,00
15/04/2013	CON Conference	1	1	0	0	0	0	0	0	145,00	15,00	160,00	31,50	128,50
15/04/2013	COR Corporate	1	1	0	0	0	0	0	0	157,00	15,00	172,00	33,90	138,10
15/04/2013	D Market D	1	1	0	0	0	0	0	0	235,00	16,75	251,75	40,00	211,75
15/04/2013	LNR Corp LNR	1	1	0	0	0	0	0	0	90,00	15,00	105,00	20,50	84,50
16/04/2013	COM Complimentary	2	2	0	0	0	0	0	0	2380,00	20,00	2400,00	400,00	2000,00
16/04/2013	CON Conference	1	1	0	0	0	0	0	0	145,00	15,00	160,00	31,50	128,50
16/04/2013	COR Corporate	1	1	0	0	0	0	0	0	157,00	15,00	172,00	33,90	138,10
16/04/2013	D Market D	1	1	0	0	0	0	0	0	235,00	16,75	251,75	40,00	211,75
16/04/2013	LNR Corp LNR	1	1	0	0	0	0	0	0	90,00	15,00	105,00	20,50	84,50
17/04/2013	COM Complimentary	2	2	0	0	0	0	0	0	2380,00	20,00	2400,00	400,00	2000,00
17/04/2013	CON Conference	1	1	0	0	0	0	0	0	145,00	15,00	160,00	31,50	128,50
17/04/2013	COR Corporate	1	1	0	0	0	0	0	0	157,00	15,00	172,00	33,90	138,10


Occupancy and revenue per market (_HR01000)												IHG Test Hotel Atlanta				© 2000-2014 Brilliant Hotelsoftware		
Date	01/01/2013		- 23/12/2013		Show zero values		.F.		-				10,02				132	
Product group	0		-		9		Per date		.T.		-							
Userid	_SYSTEM_		Printed		04/02/2014		10:41:18		Page		2							
Date	Description		Rms.	Pax	Day rms.	Day pax	Arr.rms.	Arr.pax	Dep.rms	Dep.pax	Rev. Room	Rev. Other	Rev.gross	VAT	Rev.net			
17/04/2013	D	Market D	1	1	0	0	0	0	0	0	235,00	16,75	251,75	40,00	211,75			
17/04/2013	LNR	Corp LNR	1	1	0	0	0	0	0	0	90,00	15,00	105,00	20,50	84,50			
18/04/2013	COM	Complimentary	2	2	0	0	0	0	0	0	2380,00	20,00	2400,00	400,00	2000,00			
18/04/2013	CON	Conference	1	1	0	0	0	0	0	0	145,00	15,00	160,00	31,50	128,50			
18/04/2013	COR	Corporate	1	1	0	0	0	0	0	0	157,00	15,00	172,00	33,90	138,10			
18/04/2013	D	Market D	1	1	0	0	0	0	0	0	235,00	16,75	251,75	40,00	211,75			
18/04/2013	LNR	Corp LNR	1	1	0	0	0	0	0	0	90,00	15,00	105,00	20,50	84,50			
19/04/2013	COM	Complimentary	2	2	0	0	0	0	0	0	2380,00	20,00	2400,00	400,00	2000,00			
19/04/2013	CON	Conference	1	1	0	0	0	0	0	0	145,00	15,00	160,00	31,50	128,50			
19/04/2013	COR	Corporate	1	1	0	0	0	0	0	0	157,00	15,00	172,00	33,90	138,10			
19/04/2013	D	Market D	1	1	0	0	0	0	0	0	235,00	16,75	251,75	40,00	211,75			
19/04/2013	LNR	Corp LNR	1	1	0	0	0	0	0	0	90,00	15,00	105,00	20,50	84,50			
20/04/2013	COM	Complimentary	2	2	0	0	0	0	0	0	2380,00	20,00	2400,00	400,00	2000,00			
20/04/2013	CON	Conference	1	1	0	0	0	0	0	0	145,00	15,00	160,00	31,50	128,50			
20/04/2013	COR	Corporate	1	1	0	0	0	0	0	0	157,00	15,00	172,00	33,90	138,10			
20/04/2013	D	Market D	1	1	0	0	0	0	0	0	235,00	16,75	251,75	40,00	211,75			
20/04/2013	LNR	Corp LNR	1	1	0	0	0	0	0	0	90,00	15,00	105,00	20,50	84,50			
21/04/2013	COM	Complimentary	2	2	0	0	0	0	0	0	2380,00	20,00	2400,00	400,00	2000,00			
21/04/2013	CON	Conference	1	1	0	0	0	0	0	0	145,00	15,00	160,00	31,50	128,50			
21/04/2013	COR	Corporate	1	1	0	0	0	0	0	0	157,00	15,00	172,00	33,90	138,10			
21/04/2013	D	Market D	1	1	0	0	0	0	0	0	235,00	16,75	251,75	40,00	211,75			
21/04/2013	LNR	Corp LNR	1	1	0	0	0	0	0	0	90,00	15,00	105,00	20,50	84,50			
22/04/2013	COM	Complimentary	2	2	0	0	0	0	0	0	2380,00	20,00	2400,00	400,00	2000,00			
22/04/2013	CON	Conference	1	1	0	0	0	0	0	0	145,00	15,00	160,00	31,50	128,50			
22/04/2013	COR	Corporate	1	1	0	0	0	0	0	0	157,00	15,00	172,00	33,90	138,10			
22/04/2013	D	Market D	1	1	0	0	0	0	0	0	235,00	16,75	251,75	40,00	211,75			
22/04/2013	LNR	Corp LNR	1	1	0	0	0	0	0	0	90,00	15,00	105,00	20,50	84,50			
23/04/2013	COM	Complimentary	2	2	0	0	0	0	0	0	2380,00	20,00	2400,00	400,00	2000,00			
23/04/2013	CON	Conference	1	1	0	0	0	0	0	0	145,00	15,00	160,00	31,50	128,50			
23/04/2013	COR	Corporate	1	1	0	0	0	0	0	0	157,00	15,00	172,00	33,90	138,10			
23/04/2013	D	Market D	1	1	0	0	0	0	0	0	235,00	16,75	251,75	40,00	211,75			
23/04/2013	LNR	Corp LNR	1	1	0	0	0	0	0	0	90,00	15,00	105,00	20,50	84,50			
24/04/2013	COM	Complimentary	2	2	0	0	0	0	0	0	2380,00	20,00	2400,00	400,00	2000,00			
24/04/2013	CON	Conference	1	1	0	0	0	0	0	0	145,00	15,00	160,00	31,50	128,50			
24/04/2013	COR	Corporate	1	1	0	0	0	0	0	0	157,00	15,00	172,00	33,90	138,10			
24/04/2013	D	Market D	1	1	0	0	0	0	0	0	235,00	16,75	251,75	40,00	211,75			
24/04/2013	LNR	Corp LNR	1	1	0	0	0	0	0	0	90,00	15,00	105,00	20,50	84,50			
25/04/2013	COM	Complimentary	2	2	0	0	0	0	0	0	2380,00	20,00	2400,00	400,00	2000,00			
25/04/2013	CON	Conference	1	1	0	0	0	0	0	0	145,00	15,00	160,00	31,50	128,50			
25/04/2013	COR	Corporate	1	1	0	0	0	0	0	0	157,00	15,00	172,00	33,90	138,10			


Occupancy and revenue per market (_HR01000)												IHG Test Hotel Atlanta				© 2000-2014 Brilliant Hotelsoftware		
Date	01/01/2013		- 23/12/2013		Show zero values		.F.		-				10,02				132	
Product group	0		-		9		Per date		.T.		-							
Userid	_SYSTEM_		Printed		04/02/2014		10:41:18		Page		3							
Date	Description	Rms.	Pax	Day rms.	Day pax	Arr.rms.	Arr.pax	Dep.rms	Dep.pax	Rev. Room	Rev. Other	Rev.gross	VAT	Rev.net				
25/04/2013	D Market D	1	1	0	0	0	0	0	0	235,00	16,75	251,75	40,00	211,75				
25/04/2013	LNR Corp LNR	1	1	0	0	0	0	0	0	90,00	15,00	105,00	20,50	84,50				
26/04/2013	COM Complimentary	2	2	0	0	0	0	0	0	2380,00	20,00	2400,00	400,00	2000,00				
26/04/2013	CON Conference	1	1	0	0	0	0	0	0	145,00	15,00	160,00	31,50	128,50				
26/04/2013	COR Corporate	1	1	0	0	0	0	0	0	157,00	15,00	172,00	33,90	138,10				
26/04/2013	D Market D	1	1	0	0	0	0	0	0	235,00	16,75	251,75	40,00	211,75				
26/04/2013	LNR Corp LNR	1	1	0	0	0	0	0	0	90,00	15,00	105,00	20,50	84,50				
27/04/2013	COM Complimentary	2	2	0	0	0	0	0	0	2380,00	20,00	2400,00	400,00	2000,00				
27/04/2013	CON Conference	1	1	0	0	0	0	0	0	145,00	15,00	160,00	31,50	128,50				
27/04/2013	COR Corporate	1	1	0	0	0	0	0	0	157,00	15,00	172,00	33,90	138,10				
27/04/2013	D Market D	1	1	0	0	0	0	0	0	235,00	16,75	251,75	40,00	211,75				
27/04/2013	LNR Corp LNR	1	1	0	0	0	0	0	0	90,00	15,00	105,00	20,50	84,50				
28/04/2013	COM Complimentary	2	2	0	0	0	0	0	0	2380,00	20,00	2400,00	400,00	2000,00				
28/04/2013	CON Conference	1	1	0	0	0	0	0	0	145,00	15,00	160,00	31,50	128,50				
28/04/2013	COR Corporate	1	1	0	0	0	0	0	0	157,00	15,00	172,00	33,90	138,10				
28/04/2013	D Market D	1	1	0	0	0	0	0	0	235,00	16,75	251,75	40,00	211,75				
28/04/2013	LNR Corp LNR	1	1	0	0	0	0	0	0	90,00	15,00	105,00	20,50	84,50				
29/04/2013	COM Complimentary	2	2	0	0	0	0	0	0	2380,00	20,00	2400,00	400,00	2000,00				
29/04/2013	CON Conference	1	1	0	0	0	0	0	0	145,00	15,00	160,00	31,50	128,50				
29/04/2013	COR Corporate	1	1	0	0	0	0	0	0	157,00	15,00	172,00	33,90	138,10				
29/04/2013	D Market D	1	1	0	0	0	0	0	0	235,00	16,75	251,75	40,00	211,75				
29/04/2013	LNR Corp LNR	1	1	0	0	0	0	0	0	90,00	15,00	105,00	20,50	84,50				
30/04/2013	COM Complimentary	2	2	0	0	0	0	0	0	2380,00	20,00	2400,00	400,00	2000,00				
30/04/2013	CON Conference	1	1	0	0	0	0	0	0	145,00	15,00	160,00	31,50	128,50				
30/04/2013	COR Corporate	1	1	0	0	0	0	0	0	157,00	15,00	172,00	33,90	138,10				
30/04/2013	D Market D	1	1	0	0	0	0	0	0	235,00	16,75	251,75	40,00	211,75				
30/04/2013	LNR Corp LNR	1	1	0	0	0	0	0	0	90,00	15,00	105,00	20,50	84,50				
01/05/2013	COM Complimentary	2	2	0	0	0	0	0	0	2380,00	20,00	2400,00	400,00	2000,00				
01/05/2013	CON Conference	1	1	0	0	0	0	0	0	145,00	15,00	160,00	31,50	128,50				
01/05/2013	COR Corporate	1	1	0	0	0	0	0	0	157,00	15,00	172,00	33,90	138,10				
01/05/2013	D Market D	1	1	0	0	0	0	0	0	235,00	16,75	251,75	40,00	211,75				
01/05/2013	LNR Corp LNR	1	1	0	0	0	0	0	0	90,00	15,00	105,00	20,50	84,50				
02/05/2013	COM Complimentary	2	2	0	0	0	0	0	0	2380,00	20,00	2400,00	400,00	2000,00				
02/05/2013	CON Conference	1	1	0	0	0	0	0	0	145,00	15,00	160,00	31,50	128,50				
02/05/2013	COR Corporate	1	1	0	0	0	0	0	0	157,00	15,00	172,00	33,90	138,10				
02/05/2013	D Market D	1	1	0	0	0	0	0	0	235,00	16,75	251,75	40,00	211,75				
02/05/2013	LNR Corp LNR	1	1	0	0	0	0	0	0	90,00	15,00	105,00	20,50	84,50				
03/05/2013	COM Complimentary	2	2	0	0	0	0	0	0	2380,00	20,00	2400,00	400,00	2000,00				
03/05/2013	CON Conference	1	1	0	0	0	0	0	0	145,00	15,00	160,00	31,50	128,50				
03/05/2013	COR Corporate	1	1	0	0	0	0	0	0	157,00	15,00	172,00	33,90	138,10				


Occupancy and revenue per market (_HR01000)												IHG Test Hotel Atlanta				© 2000-2014 Brilliant Hotelsoftware		
Date	01/01/2013		- 23/12/2013		Show zero values		.F.		-				10,02				132	
Product group	0		-		9		Per date		.T.		-							
Userid	_SYSTEM_		Printed		04/02/2014		10:41:18		Page		4							
Date	Description	Rms.	Pax	Day rms.	Day pax	Arr.rms.	Arr.pax	Dep.rms	Dep.pax	Rev. Room	Rev. Other	Rev.gross	VAT	Rev.net				
03/05/2013	D Market D	1	1	0	0	0	0	0	0	235,00	16,75	251,75	40,00	211,75				
03/05/2013	LNR Corp LNR	1	1	0	0	0	0	0	0	90,00	15,00	105,00	20,50	84,50				
04/05/2013	COM Complimentary	2	2	0	0	0	0	0	0	2380,00	20,00	2400,00	400,00	2000,00				
04/05/2013	CON Conference	1	1	0	0	0	0	0	0	145,00	15,00	160,00	31,50	128,50				
04/05/2013	COR Corporate	1	1	0	0	0	0	0	0	157,00	15,00	172,00	33,90	138,10				
04/05/2013	D Market D	1	1	0	0	0	0	0	0	235,00	16,75	251,75	40,00	211,75				
04/05/2013	LNR Corp LNR	1	1	0	0	0	0	0	0	90,00	15,00	105,00	20,50	84,50				
05/05/2013	COM Complimentary	2	2	0	0	0	0	0	0	2380,00	20,00	2400,00	400,00	2000,00				
05/05/2013	CON Conference	1	1	0	0	0	0	0	0	145,00	15,00	160,00	31,50	128,50				
05/05/2013	COR Corporate	1	1	0	0	0	0	0	0	157,00	15,00	172,00	33,90	138,10				
05/05/2013	D Market D	1	1	0	0	0	0	0	0	235,00	16,75	251,75	40,00	211,75				
05/05/2013	LNR Corp LNR	1	1	0	0	0	0	0	0	90,00	15,00	105,00	20,50	84,50				
06/05/2013	COM Complimentary	2	2	0	0	0	0	0	0	2380,00	20,00	2400,00	400,00	2000,00				
06/05/2013	CON Conference	1	1	0	0	0	0	0	0	145,00	15,00	160,00	31,50	128,50				
06/05/2013	COR Corporate	1	1	0	0	0	0	0	0	157,00	15,00	172,00	33,90	138,10				
06/05/2013	D Market D	1	1	0	0	0	0	0	0	235,00	16,75	251,75	40,00	211,75				
06/05/2013	LNR Corp LNR	1	1	0	0	0	0	0	0	90,00	15,00	105,00	20,50	84,50				
07/05/2013	COM Complimentary	2	2	0	0	0	0	0	0	2380,00	20,00	2400,00	400,00	2000,00				
07/05/2013	CON Conference	1	1	0	0	0	0	0	0	145,00	15,00	160,00	31,50	128,50				
07/05/2013	COR Corporate	1	1	0	0	0	0	0	0	157,00	15,00	172,00	33,90	138,10				
07/05/2013	D Market D	1	1	0	0	0	0	0	0	235,00	16,75	251,75	40,00	211,75				
07/05/2013	LNR Corp LNR	1	1	0	0	0	0	0	0	90,00	15,00	105,00	20,50	84,50				
08/05/2013	COM Complimentary	2	2	0	0	0	0	0	0	2380,00	20,00	2400,00	400,00	2000,00				
08/05/2013	CON Conference	1	1	0	0	0	0	0	0	145,00	15,00	160,00	31,50	128,50				
08/05/2013	COR Corporate	1	1	0	0	0	0	0	0	157,00	15,00	172,00	33,90	138,10				
08/05/2013	D Market D	1	1	0	0	0	0	0	0	235,00	16,75	251,75	40,00	211,75				
08/05/2013	LNR Corp LNR	1	1	0	0	0	0	0	0	90,00	15,00	105,00	20,50	84,50				
09/05/2013	COM Complimentary	2	2	0	0	0	0	0	0	2380,00	20,00	2400,00	400,00	2000,00				
09/05/2013	CON Conference	1	1	0	0	0	0	0	0	145,00	15,00	160,00	31,50	128,50				
09/05/2013	COR Corporate	1	1	0	0	0	0	0	0	157,00	15,00	172,00	33,90	138,10				
09/05/2013	D Market D	1	1	0	0	0	0	0	0	235,00	16,75	251,75	40,00	211,75				
09/05/2013	LNR Corp LNR	1	1	0	0	0	0	0	0	90,00	15,00	105,00	20,50	84,50				
10/05/2013	COM Complimentary	2	2	0	0	0	0	0	0	2380,00	20,00	2400,00	400,00	2000,00				
10/05/2013	CON Conference	1	1	0	0	0	0	0	0	145,00	15,00	160,00	31,50	128,50				
10/05/2013	COR Corporate	1	1	0	0	0	0	0	0	157,00	15,00	172,00	33,90	138,10				
10/05/2013	D Market D	1	1	0	0	0	0	0	0	235,00	16,75	251,75	40,00	211,75				
10/05/2013	LNR Corp LNR	1	1	0	0	0	0	0	0	90,00	15,00	105,00	20,50	84,50				
11/05/2013	COM Complimentary	2	2	0	0	0	0	0	0	2380,00	20,00	2400,00	400,00	2000,00				
11/05/2013	CON Conference	1	1	0	0	0	0	0	0	145,00	15,00	160,00	31,50	128,50				
11/05/2013	COR Corporate	1	1	0	0	0	0	0	0	157,00	15,00	172,00	33,90	138,10				

Occupancy and revenue per market (_HR01000)												IHG Test Hotel Atlanta				© 2000-2014 Brilliant Hotelsoftware		
Date	01/01/2013		- 23/12/2013		Show zero values		.F.		-				10,02				132	
Product group	0		-		9		Per date		.T.		-							
Userid	_SYSTEM_		Printed		04/02/2014		10:41:18		Page		5						Brilliant PMpro	
Date	Description		Rms.	Pax	Day rms.	Day pax	Arr.rms.	Arr.pax	Dep.rms	Dep.pax	Rev. Room	Rev. Other	Rev.gross	VAT	Rev.net			
11/05/2013	D	Market D	1	1	0	0	0	0	0	0	235,00	16,75	251,75	40,00	211,75			
11/05/2013	LNR	Corp LNR	1	1	0	0	0	0	0	0	90,00	15,00	105,00	20,50	84,50			
12/05/2013	COM	Complimentary	2	2	0	0	0	0	0	0	2380,00	20,00	2400,00	400,00	2000,00			
12/05/2013	CON	Conference	1	1	0	0	0	0	0	0	145,00	15,00	160,00	31,50	128,50			
12/05/2013	COR	Corporate	1	1	0	0	0	0	0	0	157,00	15,00	172,00	33,90	138,10			
12/05/2013	D	Market D	1	1	0	0	0	0	0	0	235,00	16,75	251,75	40,00	211,75			
12/05/2013	LNR	Corp LNR	1	1	0	0	0	0	0	0	90,00	15,00	105,00	20,50	84,50			
13/05/2013	COM	Complimentary	2	2	0	0	0	0	0	0	2380,00	20,00	2400,00	400,00	2000,00			
13/05/2013	CON	Conference	1	1	0	0	0	0	0	0	145,00	15,00	160,00	31,50	128,50			
13/05/2013	COR	Corporate	1	1	0	0	0	0	0	0	157,00	15,00	172,00	33,90	138,10			
13/05/2013	D	Market D	1	1	0	0	0	0	0	0	235,00	16,75	251,75	40,00	211,75			
13/05/2013	LNR	Corp LNR	1	1	0	0	0	0	0	0	90,00	15,00	105,00	20,50	84,50			
14/05/2013	COM	Complimentary	2	2	0	0	0	0	0	0	2380,00	20,00	2400,00	400,00	2000,00			
14/05/2013	CON	Conference	1	1	0	0	0	0	0	0	145,00	15,00	160,00	31,50	128,50			
14/05/2013	COR	Corporate	1	1	0	0	0	0	0	0	157,00	15,00	172,00	33,90	138,10			
14/05/2013	D	Market D	1	1	0	0	0	0	0	0	235,00	16,75	251,75	40,00	211,75			
14/05/2013	LNR	Corp LNR	1	1	0	0	0	0	0	0	90,00	15,00	105,00	20,50	84,50			
15/05/2013	COM	Complimentary	2	2	0	0	0	0	0	0	2380,00	20,00	2400,00	400,00	2000,00			
15/05/2013	CON	Conference	1	1	0	0	0	0	0	0	145,00	15,00	160,00	31,50	128,50			
15/05/2013	COR	Corporate	1	1	0	0	0	0	0	0	157,00	15,00	172,00	33,90	138,10			
15/05/2013	D	Market D	1	1	0	0	0	0	0	0	235,00	16,75	251,75	40,00	211,75			
15/05/2013	LNR	Corp LNR	1	1	0	0	0	0	0	0	90,00	15,00	105,00	20,50	84,50			
16/05/2013	COM	Complimentary	2	2	0	0	0	0	0	0	2380,00	20,00	2400,00	400,00	2000,00			
16/05/2013	CON	Conference	1	1	0	0	0	0	0	0	145,00	15,00	160,00	31,50	128,50			
16/05/2013	COR	Corporate	1	1	0	0	0	0	0	0	157,00	15,00	172,00	33,90	138,10			
16/05/2013	D	Market D	1	1	0	0	0	0	0	0	235,00	16,75	251,75	40,00	211,75			
16/05/2013	LNR	Corp LNR	1	1	0	0	0	0	0	0	90,00	15,00	105,00	20,50	84,50			
17/05/2013	COM	Complimentary	2	2	0	0	0	0	0	0	2380,00	20,00	2400,00	400,00	2000,00			
17/05/2013	CON	Conference	1	1	0	0	0	0	0	0	145,00	15,00	160,00	31,50	128,50			
17/05/2013	COR	Corporate	1	1	0	0	0	0	0	0	157,00	15,00	172,00	33,90	138,10			
17/05/2013	D	Market D	1	1	0	0	0	0	0	0	235,00	16,75	251,75	40,00	211,75			
17/05/2013	LNR	Corp LNR	1	1	0	0	0	0	0	0	90,00	15,00	105,00	20,50	84,50			
18/05/2013	COM	Complimentary	2	2	0	0	0	0	0	0	2380,00	20,00	2400,00	400,00	2000,00			
18/05/2013	CON	Conference	1	1	0	0	0	0	0	0	145,00	15,00	160,00	31,50	128,50			
18/05/2013	COR	Corporate	1	1	0	0	0	0	0	0	157,00	15,00	172,00	33,90	138,10			
18/05/2013	D	Market D	1	1	0	0	0	0	0	0	235,00	16,75	251,75	40,00	211,75			
18/05/2013	LNR	Corp LNR	1	1	0	0	0	0	0	0	90,00	15,00	105,00	20,50	84,50			
19/05/2013	COM	Complimentary	2	2	0	0	0	0	0	0	2380,00	20,00	2400,00	400,00	2000,00			
19/05/2013	CON	Conference	1	1	0	0	0	0	0	0	145,00	15,00	160,00	31,50	128,50			
19/05/2013	COR	Corporate	1	1	0	0	0	0	0	0	157,00	15,00	172,00	33,90	138,10			

Occupancy and revenue per market (_HR01000)												IHG Test Hotel Atlanta				© 2000-2014 Brilliant Hotelsoftware		
Date	01/01/2013		- 23/12/2013		Show zero values		.F.		-				10,02				132	
Product group	0		-		9		Per date		.T.		-							
Userid	_SYSTEM_		Printed		04/02/2014		10:41:18		Page		6							
Date	Description		Rms.	Pax	Day rms.	Day pax	Arr.rms.	Arr.pax	Dep.rms	Dep.pax	Rev. Room	Rev. Other	Rev.gross	VAT	Rev.net			
19/05/2013	D	Market D	1	1	0	0	0	0	0	0	235,00	16,75	251,75	40,00	211,75			
19/05/2013	LNR	Corp LNR	1	1	0	0	0	0	0	0	90,00	15,00	105,00	20,50	84,50			
20/05/2013	COM	Complimentary	2	2	0	0	0	0	0	0	2380,00	20,00	2400,00	400,00	2000,00			
20/05/2013	CON	Conference	1	1	0	0	0	0	0	0	145,00	15,00	160,00	31,50	128,50			
20/05/2013	COR	Corporate	1	1	0	0	0	0	0	0	157,00	15,00	172,00	33,90	138,10			
20/05/2013	D	Market D	1	1	0	0	0	0	0	0	235,00	16,75	251,75	40,00	211,75			
20/05/2013	LNR	Corp LNR	1	1	0	0	0	0	0	0	90,00	15,00	105,00	20,50	84,50			
21/05/2013	COM	Complimentary	2	2	0	0	0	0	0	0	2380,00	20,00	2400,00	400,00	2000,00			
21/05/2013	CON	Conference	1	1	0	0	0	0	0	0	145,00	15,00	160,00	31,50	128,50			
21/05/2013	COR	Corporate	1	1	0	0	0	0	0	0	157,00	15,00	172,00	33,90	138,10			
21/05/2013	D	Market D	1	1	0	0	0	0	0	0	235,00	16,75	251,75	40,00	211,75			
21/05/2013	LNR	Corp LNR	1	1	0	0	0	0	0	0	90,00	15,00	105,00	20,50	84,50			
22/05/2013	COM	Complimentary	2	2	0	0	0	0	0	0	2380,00	20,00	2400,00	400,00	2000,00			
22/05/2013	CON	Conference	1	1	0	0	0	0	0	0	145,00	15,00	160,00	31,50	128,50			
22/05/2013	COR	Corporate	4	4	0	0	3	3	0	0	604,00	45,00	649,00	113,40	535,60			
22/05/2013	D	Market D	1	1	0	0	0	0	0	0	235,00	16,75	251,75	40,00	211,75			
22/05/2013	LNR	Corp LNR	1	1	0	0	0	0	0	0	90,00	15,00	105,00	20,50	84,50			
23/05/2013	COM	Complimentary	2	2	0	0	0	0	0	0	2380,00	20,00	2400,00	400,00	2000,00			
23/05/2013	CON	Conference	1	1	0	0	0	0	0	0	145,00	15,00	160,00	31,50	128,50			
23/05/2013	COR	Corporate	4	4	0	0	0	0	0	0	559,00	45,00	604,00	105,90	498,10			
23/05/2013	D	Market D	1	1	0	0	0	0	0	0	235,00	16,75	251,75	40,00	211,75			
23/05/2013	LNR	Corp LNR	1	1	0	0	0	0	0	0	90,00	15,00	105,00	20,50	84,50			
24/05/2013	COM	Complimentary	2	2	0	0	0	0	0	0	2380,00	20,00	2400,00	400,00	2000,00			
24/05/2013	CON	Conference	1	1	0	0	0	0	0	0	145,00	15,00	160,00	31,50	128,50			
24/05/2013	COR	Corporate	4	4	0	0	0	0	0	0	547,00	45,00	592,00	103,90	488,10			
24/05/2013	D	Market D	1	1	0	0	0	0	0	0	235,00	16,75	251,75	40,00	211,75			
24/05/2013	LNR	Corp LNR	1	1	0	0	0	0	0	0	90,00	15,00	105,00	20,50	84,50			
25/05/2013	COM	Complimentary	2	2	0	0	0	0	0	0	2380,00	20,00	2400,00	400,00	2000,00			
25/05/2013	CON	Conference	1	1	0	0	0	0	0	0	145,00	15,00	160,00	31,50	128,50			
25/05/2013	COR	Corporate	4	4	0	0	0	0	0	0	547,00	60,00	607,00	106,40	500,60			
25/05/2013	D	Market D	1	1	0	0	0	0	0	0	235,00	16,75	251,75	40,00	211,75			
25/05/2013	LNR	Corp LNR	1	1	0	0	0	0	0	0	90,00	15,00	105,00	20,50	84,50			
26/05/2013	COM	Complimentary	2	2	0	0	0	0	0	0	2380,00	20,00	2400,00	400,00	2000,00			
26/05/2013	CON	Conference	1	1	0	0	0	0	0	0	145,00	15,00	160,00	31,50	128,50			
26/05/2013	COR	Corporate	4	4	0	0	0	0	0	0	574,00	45,00	619,00	108,40	510,60			
26/05/2013	D	Market D	1	1	0	0	0	0	0	0	235,00	16,75	251,75	40,00	211,75			
26/05/2013	LNR	Corp LNR	1	1	0	0	0	0	0	0	90,00	15,00	105,00	20,50	84,50			
27/05/2013	COM	Complimentary	2	2	0	0	0	0	0	0	2380,00	20,00	2400,00	400,00	2000,00			
27/05/2013	CON	Conference	1	1	0	0	0	0	0	0	145,00	15,00	160,00	31,50	128,50			
27/05/2013	COR	Corporate	4	4	0	0	0	0	0	0	574,00	45,00	619,00	108,40	510,60			

IHG Test Hotel Atlanta												© 2000-2014 Brilliant Hotelsoftware			
Date	01/01/2013 - 23/12/2013		Show zero values		.F.							10,02  132			
Product group	0 - 9		Per date		.T.							Brilliant PMpro			
Userid	_SYSTEM_ Printed		04/02/2014 10:41:18		Page		7								
Date	Description	Rms.	Pax	Day rms.	Day pax	Arr.rms.	Arr.pax	Dep.rms	Dep.pax	Rev. Room	Rev. Other	Rev.gross	VAT	Rev.net	
27/05/2013	D Market D	1	1	0	0	0	0	0	0	235,00	16,75	251,75	40,00	211,75	
27/05/2013	LNR Corp LNR	1	1	0	0	0	0	0	0	90,00	15,00	105,00	20,50	84,50	
28/05/2013	COM Complimentary	2	2	0	0	0	0	0	0	2380,00	20,00	2400,00	400,00	2000,00	
28/05/2013	CON Conference	1	1	0	0	0	0	0	0	145,00	15,00	160,00	31,50	128,50	
28/05/2013	COR Corporate	4	4	0	0	0	0	0	0	604,00	45,00	649,00	113,40	535,60	
28/05/2013	D Market D	1	1	0	0	0	0	0	0	235,00	16,75	251,75	40,00	211,75	
28/05/2013	LNR Corp LNR	1	1	0	0	0	0	0	0	90,00	15,00	105,00	20,50	84,50	
29/05/2013	COM Complimentary	2	2	0	0	0	0	0	0	2380,00	20,00	2400,00	400,00	2000,00	
29/05/2013	CON Conference	1	1	0	0	0	0	0	0	145,00	15,00	160,00	31,50	128,50	
29/05/2013	COR Corporate	4	4	0	0	0	0	0	0	604,00	45,00	649,00	113,40	535,60	
29/05/2013	D Market D	1	1	0	0	0	0	0	0	235,00	16,75	251,75	40,00	211,75	
29/05/2013	LNR Corp LNR	1	1	0	0	0	0	0	0	90,00	15,00	105,00	20,50	84,50	
30/05/2013	COM Complimentary	2	2	0	0	0	0	0	0	2380,00	20,00	2400,00	400,00	2000,00	
30/05/2013	CON Conference	1	1	0	0	0	0	0	0	145,00	15,00	160,00	31,50	128,50	
30/05/2013	COR Corporate	4	4	0	0	0	0	0	0	559,00	45,00	604,00	105,90	498,10	
30/05/2013	D Market D	1	1	0	0	0	0	0	0	235,00	16,75	251,75	40,00	211,75	
30/05/2013	LNR Corp LNR	1	1	0	0	0	0	0	0	90,00	15,00	105,00	20,50	84,50	
31/05/2013	COM Complimentary	2	2	0	0	0	0	0	0	2380,00	20,00	2400,00	400,00	2000,00	
31/05/2013	CON Conference	1	1	0	0	0	0	0	0	145,00	15,00	160,00	31,50	128,50	
31/05/2013	COR Corporate	4	4	0	0	0	0	0	0	559,00	45,00	604,00	105,90	498,10	
31/05/2013	D Market D	1	1	0	0	0	0	0	0	235,00	16,75	251,75	40,00	211,75	
31/05/2013	LNR Corp LNR	1	1	0	0	0	0	0	0	90,00	15,00	105,00	20,50	84,50	
01/06/2013	COM Complimentary	2	2	0	0	0	0	0	0	2380,00	20,00	2400,00	400,00	2000,00	
01/06/2013	CON Conference	1	1	0	0	0	0	0	0	145,00	15,00	160,00	31,50	128,50	
01/06/2013	COR Corporate	4	4	0	0	0	0	0	0	559,00	45,00	604,00	105,90	498,10	
01/06/2013	D Market D	1	1	0	0	0	0	0	0	235,00	16,75	251,75	40,00	211,75	
01/06/2013	LNR Corp LNR	1	1	0	0	0	0	0	0	90,00	15,00	105,00	20,50	84,50	
02/06/2013	COM Complimentary	2	2	0	0	0	0	0	0	2380,00	20,00	2400,00	400,00	2000,00	
02/06/2013	CON Conference	1	1	0	0	0	0	0	0	145,00	15,00	160,00	31,50	128,50	
02/06/2013	COR Corporate	4	4	0	0	0	0	0	0	559,00	45,00	604,00	105,90	498,10	
02/06/2013	D Market D	1	1	0	0	0	0	0	0	235,00	16,75	251,75	40,00	211,75	
02/06/2013	LNR Corp LNR	1	1	0	0	0	0	0	0	90,00	15,00	105,00	20,50	84,50	
03/06/2013	COM Complimentary	2	2	0	0	0	0	0	0	2380,00	20,00	2400,00	400,00	2000,00	
03/06/2013	CON Conference	1	1	0	0	0	0	0	0	145,00	15,00	160,00	31,50	128,50	
03/06/2013	COR Corporate	4	4	0	0	0	0	0	0	559,00	45,00	604,00	105,90	498,10	
03/06/2013	D Market D	1	1	0	0	0	0	0	0	235,00	16,75	251,75	40,00	211,75	
03/06/2013	LNR Corp LNR	1	1	0	0	0	0	0	0	90,00	15,00	105,00	20,50	84,50	
04/06/2013	COM Complimentary	0	0	0	0	0	0	2	2	0,00	0,00	0,00	0,00	0,00	
04/06/2013	CON Conference	0	0	0	0	0	0	1	1	0,00	0,00	0,00	0,00	0,00	
04/06/2013	COR Corporate	0	0	0	0	0	0	4	4	0,00	0,00	0,00	0,00	0,00	

Occupancy and revenue per market (_HR01000)												IHG Test Hotel Atlanta				© 2000-2014 Brilliant Hotelsoftware		
Date	01/01/2013		- 23/12/2013		Show zero values		.F.		-				10,02				132	
Product group	0		-		9		Per date		.T.		-							
Userid	_SYSTEM_		Printed		04/02/2014		10:41:18		Page		8							
Date	Description		Rms.	Pax	Day rms.	Day pax	Arr.rms.	Arr.pax	Dep.rms	Dep.pax	Rev. Room	Rev. Other	Rev.gross	VAT	Rev.net			
04/06/2013	D	Market D	0	0	0	0	0	0	1	1	0,00	0,00	0,00	0,00	0,00			
04/06/2013	LNR	Corp LNR	0	0	0	0	0	0	1	1	0,00	0,00	0,00	0,00	0,00			
17/07/2013	CON	Conference	0	0	0	0	0	0	0	0	100,00	0,00	100,00	16,67	83,33			
01/10/2013	COR	Corporate	2	4	0	0	2	4	0	0	273,25	42,80	316,05	60,38	255,67			
03/10/2013	COR	Corporate	1	1	0	0	0	0	0	0	156,00	25,60	181,60	29,33	152,27			
03/10/2013	LNR	Corp LNR	1	2	0	0	0	0	0	0	56,00	25,60	81,60	12,67	68,93			
04/10/2013	COR	Corporate	1	2	0	0	0	0	0	0	28,00	12,80	40,80	6,33	34,47			
04/10/2013	LNR	Corp LNR	1	1	0	0	0	0	0	0	33,00	6,65	39,65	6,33	33,32			
05/10/2013	COR	Corporate	1	2	0	0	0	0	0	0	28,00	12,80	40,80	6,33	34,47			
05/10/2013	LNR	Corp LNR	1	1	0	0	0	0	0	0	33,00	6,65	39,65	6,33	33,32			
06/10/2013	COR	Corporate	1	2	0	0	0	0	0	0	28,00	12,80	40,80	6,33	34,47			
06/10/2013	LNR	Corp LNR	1	1	0	0	0	0	0	0	33,00	6,65	39,65	6,33	33,32			
07/10/2013	COR	Corporate	1	2	0	0	0	0	0	0	28,00	12,80	40,80	6,33	34,47			
07/10/2013	LNR	Corp LNR	1	1	0	0	0	0	0	0	33,00	6,65	39,65	6,33	33,32			
08/10/2013	COR	Corporate	1	2	0	0	0	0	0	0	28,00	12,80	40,80	6,33	34,47			
08/10/2013	LNR	Corp LNR	1	1	0	0	0	0	0	0	33,00	6,65	39,65	6,33	33,32			
09/10/2013	COR	Corporate	1	2	0	0	0	0	0	0	28,00	12,80	40,80	6,33	34,47			
09/10/2013	LNR	Corp LNR	1	1	0	0	0	0	0	0	33,00	6,65	39,65	6,33	33,32			
10/10/2013	COR	Corporate	1	2	0	0	0	0	0	0	28,00	12,80	40,80	6,33	34,47			
10/10/2013	LNR	Corp LNR	1	1	0	0	0	0	0	0	33,00	6,65	39,65	6,33	33,32			
11/10/2013	COR	Corporate	1	2	0	0	0	0	0	0	28,00	12,80	40,80	6,33	34,47			
11/10/2013	LNR	Corp LNR	1	1	0	0	0	0	0	0	33,00	6,65	39,65	6,33	33,32			
12/10/2013	COR	Corporate	1	2	0	0	0	0	0	0	28,00	12,80	40,80	6,33	34,47			
12/10/2013	LNR	Corp LNR	1	1	0	0	0	0	0	0	33,00	6,65	39,65	6,33	33,32			
13/10/2013	COR	Corporate	1	2	0	0	0	0	0	0	28,00	12,80	40,80	6,33	34,47			
13/10/2013	LNR	Corp LNR	1	1	0	0	0	0	0	0	33,00	6,65	39,65	6,33	33,32			
14/10/2013	COR	Corporate	1	2	0	0	0	0	0	0	28,00	12,80	40,80	6,33	34,47			
14/10/2013	LNR	Corp LNR	1	1	0	0	0	0	0	0	33,00	6,65	39,65	6,33	33,32			
15/10/2013	COR	Corporate	1	2	1	1	0	0	1	1	143,25	27,80	171,05	31,88	139,17			
15/10/2013	LNR	Corp LNR	1	1	0	0	0	0	0	0	33,00	6,65	39,65	6,33	33,32			
16/10/2013	COR	Corporate	1	2	0	0	0	0	0	0	28,00	12,80	40,80	6,33	34,47			
16/10/2013	LNR	Corp LNR	1	1	0	0	0	0	0	0	33,00	6,65	39,65	6,33	33,32			
17/10/2013	COR	Corporate	1	2	2	2	0	0	2	2	39,00	12,80	51,80	8,37	43,43			
17/10/2013	LNR	Corp LNR	1	1	0	0	0	0	0	0	33,00	6,65	39,65	6,33	33,32			
18/10/2013	COR	Corporate	1	2	1	1	0	0	1	1	28,00	22,80	50,80	8,00	42,80			
18/10/2013	LNR	Corp LNR	1	1	0	0	0	0	0	0	33,00	6,65	39,65	6,33	33,32			
19/10/2013	COR	Corporate	2	3	2	2	1	1	2	2	183,33	45,80	229,13	42,63	186,50			
19/10/2013	LNR	Corp LNR	1	1	0	0	0	0	0	0	33,00	6,65	39,65	6,33	33,32			
20/10/2013	COR	Corporate	2	3	0	0	0	0	0	0	173,33	27,80	201,13	37,90	163,23			
20/10/2013	LNR	Corp LNR	1	1	0	0	0	0	0	0	33,00	6,65	39,65	6,33	33,32			

Occupancy and revenue per market (_HR01000)												IHG Test Hotel Atlanta				© 2000-2014 Brilliant Hotelsoftware		
Date	01/01/2013		- 23/12/2013		Show zero values		.F.		-				10,02				132	
Product group	0		-		9		Per date		.T.		-							
Userid	_SYSTEM_		Printed		04/02/2014		10:41:18		Page		9							
Date	Description		Rms.	Pax	Day rms.	Day pax	Arr.rms.	Arr.pax	Dep.rms	Dep.pax	Rev. Room	Rev. Other	Rev.gross	VAT	Rev.net			
21/10/2013	COR	Corporate	2	3	0	0	0	0	0	0	173,33	27,80	201,13	37,90	163,23			
21/10/2013	LNR	Corp LNR	1	1	0	0	0	0	0	0	33,00	6,65	39,65	6,33	33,32			
22/10/2013	COR	Corporate	2	3	0	0	0	0	0	0	173,33	27,80	201,13	37,90	163,23			
22/10/2013	LNR	Corp LNR	1	1	0	0	0	0	0	0	33,00	6,65	39,65	6,33	33,32			
23/10/2013	COR	Corporate	2	3	0	0	0	0	0	0	173,33	27,80	201,13	37,90	163,23			
23/10/2013	LNR	Corp LNR	1	1	0	0	0	0	0	0	33,00	6,65	39,65	6,33	33,32			
24/10/2013	COR	Corporate	2	3	0	0	0	0	0	0	173,33	27,80	201,13	37,90	163,23			
24/10/2013	LNR	Corp LNR	1	1	0	0	0	0	0	0	33,00	6,65	39,65	6,33	33,32			
25/10/2013	COR	Corporate	2	3	0	0	0	0	0	0	173,33	27,80	201,13	37,90	163,23			
25/10/2013	LNR	Corp LNR	1	1	0	0	0	0	0	0	33,00	6,65	39,65	6,33	33,32			
26/10/2013	COR	Corporate	2	3	0	0	0	0	0	0	173,33	27,80	201,13	37,90	163,23			
26/10/2013	LNR	Corp LNR	1	1	0	0	0	0	0	0	33,00	6,65	39,65	6,33	33,32			
27/10/2013	COR	Corporate	2	3	0	0	0	0	0	0	173,33	27,80	201,13	37,90	163,23			
27/10/2013	LNR	Corp LNR	1	1	0	0	0	0	0	0	33,00	6,65	39,65	6,33	33,32			
28/10/2013	COR	Corporate	2	3	0	0	0	0	0	0	173,33	27,80	201,13	37,90	163,23			
28/10/2013	LNR	Corp LNR	1	1	0	0	0	0	0	0	33,00	6,65	39,65	6,33	33,32			
29/10/2013	COR	Corporate	2	3	0	0	0	0	0	0	173,33	27,80	201,13	37,90	163,23			
29/10/2013	LNR	Corp LNR	1	1	0	0	0	0	0	0	33,00	6,65	39,65	6,33	33,32			
30/10/2013	COR	Corporate	2	3	0	0	0	0	0	0	173,33	27,80	201,13	37,90	163,23			
30/10/2013	LNR	Corp LNR	1	1	0	0	0	0	0	0	33,00	6,65	39,65	6,33	33,32			
31/10/2013	COR	Corporate	2	3	0	0	0	0	0	0	173,33	27,80	201,13	37,90	163,23			
31/10/2013	LNR	Corp LNR	1	1	0	0	0	0	0	0	33,00	6,65	39,65	6,33	33,32			
01/11/2013	COR	Corporate	2	3	0	0	0	0	0	0	173,33	27,80	201,13	37,90	163,23			
01/11/2013	LNR	Corp LNR	1	1	0	0	0	0	0	0	33,00	6,65	39,65	6,33	33,32			
02/11/2013	COR	Corporate	2	3	0	0	0	0	0	0	173,33	27,80	201,13	37,90	163,23			
02/11/2013	LNR	Corp LNR	1	1	0	0	0	0	0	0	33,00	6,65	39,65	6,33	33,32			
03/11/2013	COR	Corporate	2	3	0	0	0	0	0	0	173,33	27,80	201,13	37,90	163,23			
03/11/2013	LNR	Corp LNR	1	1	0	0	0	0	0	0	33,00	6,65	39,65	6,33	33,32			
04/11/2013	COR	Corporate	2	3	0	0	0	0	0	0	173,33	27,80	201,13	37,90	163,23			
04/11/2013	LNR	Corp LNR	1	1	0	0	0	0	0	0	33,00	6,65	39,65	6,33	33,32			
05/11/2013	COR	Corporate	2	3	0	0	0	0	0	0	173,33	27,80	201,13	37,90	163,23			
05/11/2013	LNR	Corp LNR	1	1	0	0	0	0	0	0	33,00	6,65	39,65	6,33	33,32			
06/11/2013	COR	Corporate	2	3	0	0	0	0	0	0	173,33	27,80	201,13	37,90	163,23			
06/11/2013	LNR	Corp LNR	1	1	0	0	0	0	0	0	33,00	6,65	39,65	6,33	33,32			
07/11/2013	COR	Corporate	2	3	0	0	0	0	0	0	173,33	27,80	201,13	37,90	163,23			
07/11/2013	LNR	Corp LNR	1	1	0	0	0	0	0	0	33,00	6,65	39,65	6,33	33,32			
08/11/2013	COR	Corporate	2	3	0	0	0	0	0	0	133,33	62,80	196,13	32,22	163,91			
08/11/2013	LNR	Corp LNR	1	1	0	0	0	0	0	0	33,00	6,65	39,65	6,33	33,32			
09/11/2013	COR	Corporate	2	3	0	0	0	0	0	0	133,33	62,80	196,13	32,22	163,91			
09/11/2013	LNR	Corp LNR	1	1	0	0	0	0	0	0	33,00	6,65	39,65	6,33	33,32			

Date	01/01/2013	-	23/12/2013	Show zero values	.F.	-
Product group	0	-	9	Per date	.T.	-
Userid	_SYSTEM_	Printed	04/02/2014	10:41:18	Page	10

Date	Description	Rms.	Pax	Day rms.	Day pax	Arr.rms.	Arr.pax	Dep.rms	Dep.pax	Rev. Room	Rev. Other	Rev.gross	VAT	Rev.net
10/11/2013	COR Corporate	3	4	0	0	1	1	0	0	198,33	112,80	311,13	51,39	259,74
10/11/2013	LNR Corp LNR	1	1	0	0	0	0	0	0	33,00	6,65	39,65	6,33	33,32
11/11/2013	COR Corporate	2	3	0	0	0	0	0	0	133,33	62,80	196,13	32,22	163,91
11/11/2013	LNR Corp LNR	0	0	0	0	0	0	1	1	0,00	0,00	0,00	0,00	0,00
12/11/2013	COR Corporate	2	3	0	0	0	0	0	0	133,33	62,80	196,13	32,22	163,91
13/11/2013	COR Corporate	2	3	0	0	0	0	0	0	133,33	62,80	196,13	32,22	163,91
14/11/2013	COR Corporate	0	0	0	0	0	0	2	3	0,00	0,00	0,00	0,00	0,00
<i>Subtotals</i>		476	520	7	7	14	16	20	21	174490,08	6546,05	181036,13	30843,02	150193,11
<i>Conference & Dummy rooms</i>														
16/04/2013	COR Corporate									100,00	0,00	100,00	16,67	83,33
11/11/2013	CON Conference									50,00	50,00	100,00	16,67	83,33
11/11/2013	COR Corporate									165,00	50,00	215,00	35,83	179,17
12/11/2013	CON Conference									50,00	50,00	100,00	16,67	83,33
12/11/2013	COR Corporate									165,00	50,00	215,00	35,83	179,17
13/11/2013	CON Conference									50,00	50,00	100,00	16,67	83,33
13/11/2013	COR Corporate									165,00	50,00	215,00	35,83	179,17
<i>Subtotals</i>										745,00	300,00	1045,00	174,17	870,83
Totals										175235,08	6846,05	182081,13	31017,19	151063,94